

COPPUS

Reaction Fans

RF-12, RF-16, RF-20, RF-24

Air-driven reaction fans

MODEL/SPECIFICATIONS



DESCRIPTION

Rugged, cast aluminum housing and fan blade make these fans ideal for hazardous locations and demanding ventilation projects. The RF design uses action-reaction principles; compressed air is discharged through nozzles located at the tip of the fan blade providing extremely efficient, high-volume, low-maintenance air movers.

RF-20, RF-24 FEATURES / ADVANTAGES


- 11,000 to 16,900 cfm (18,689 to 28,713 m³/hr) at 80 psig*
- Use for fresh air supply or fume exhaust
- Can be carried or rolled to job site
- Spark-resistant cast aluminum housing and fan blade
- Permanently lubricated bearings
- Flanges mate with 20 in (508 mm) and 24 in (610 mm) API tank openings

RF-12, RF-16 FEATURES / ADVANTAGES

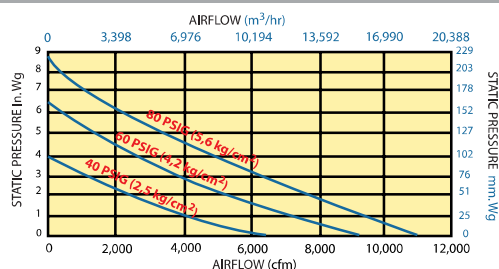
- 2,100 to 5,100 cfm (3,566 to 8,665 m³/hr) at 80 psig
- Use for fresh air supply or fume exhaust
- Low compressed air consumption
- Spark-resistant, cast-aluminum housing and fan blade
- Virtually maintenance free
- Permanently lubricated bearings eliminate line oiler
- Cast-in handles and feet
- Cast-in bead to accept 12 in (305 mm) and 16 in duct (406 mm)
- Bolt holes allow optional adapter plates attachment

SWING-OUT ASSEMBLY FOR RF-20/24 AND CP-20

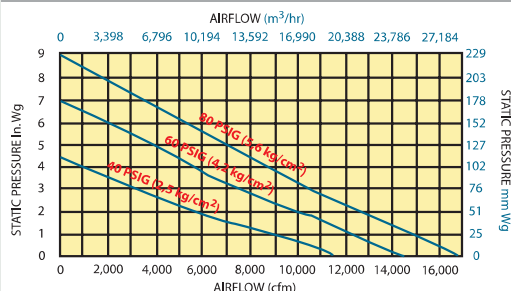
Personnel and equipment egress or entrance to tanks and vessels can be achieved quicker, easier and safer with the RF-20/24 and CP-20 swing-out models; mounts to standard API 20 in (508 mm) or 24 in (610 mm) tank openings. Swing-out gate (constructed of cast aluminum) is held in closed position with industrial strength hook and loop fastener that can be opened and closed easily by pulling or pushing



RF-20 PERFORMANCE



RF-24 PERFORMANCE



*Maximum operating pressure 100 psig (7 kg/cm²)