

# LED Explosion-proof Light

## EP-02-G2



### Better solutions for LED Explosion-proof Light

- IP66 water-proof
- AC100-277V 50/60Hz
- Easy Installation
- 140lm/W
- Operating Temp.: -40°C ~ +50°C
- Storage Temp.: -40°C ~ +80°C

### Options

Driver	Housing Color	CCT
Sosen Driver	Grey	3000K
	Orange	4000K
		5000K
		5700K



### CLASSIFICATIONS & RATINGS

- Class I , Division 1 , Groups C , D
- Class I , Division 2 , Groups A , B , C , D
- Class II , Division 2 , Groups E , F , G
- Class III
- Zone 1,Group IIC
- Zone 2,Group IIC
- Zone 21,Group IIIC
- Zone 22,Group IIIC



II 2G Ex db IIC T6 Gb  
II 2D Ex tb IIIC T80°C Db IP66

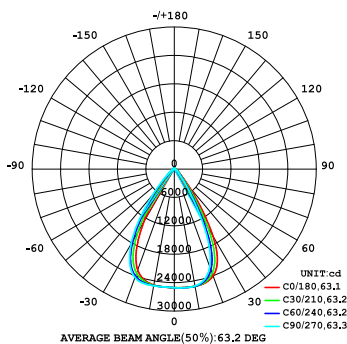
### Application

The Explosion Proof Light can be widely used in Refineries, Fuel depots, Marine vessels, Chemical production processing, Food processing, Wineries, and other high humidity, high temperature dusty places.

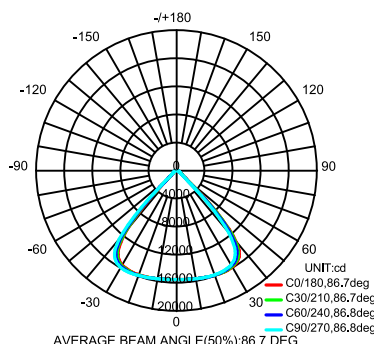
### Specifications

Item	Power	Effi.	Leds	CRI	Weight	Beam Angle
EP120W-02-G2	120W	140lm/W	Lumileds	>80	12.10kg(26.7lbs)	60°/90°/120°
EP150W-02-G2	150W	140lm/W	Lumileds	>80	12.10kg(26.7lbs)	60°/90°/120°
EP180W-02-G2	180W	140lm/W	Lumileds	>80	12.10kg(26.7lbs)	60°/90°/120°
EP200W-02-G2	200W	140lm/W	Lumileds	>80	12.10kg(26.7lbs)	60°/90°/120°
EP240W-02-G2	240W	140lm/W	Lumileds	>80	12.10kg(26.7lbs)	60°/90°/120°

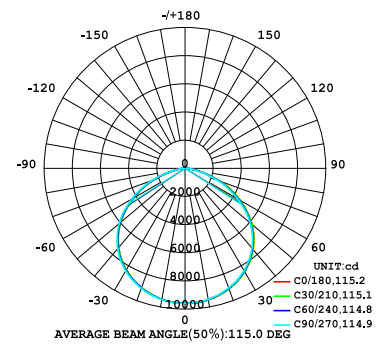
### Photometry



60° (Optional)



90° (Optional)



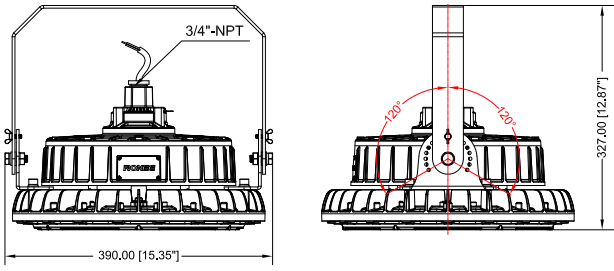
120° (Standard)



# EP-02-G2

LED Explosion-proof Light

## Dimensions(mm)



## Model Options



P1



P2

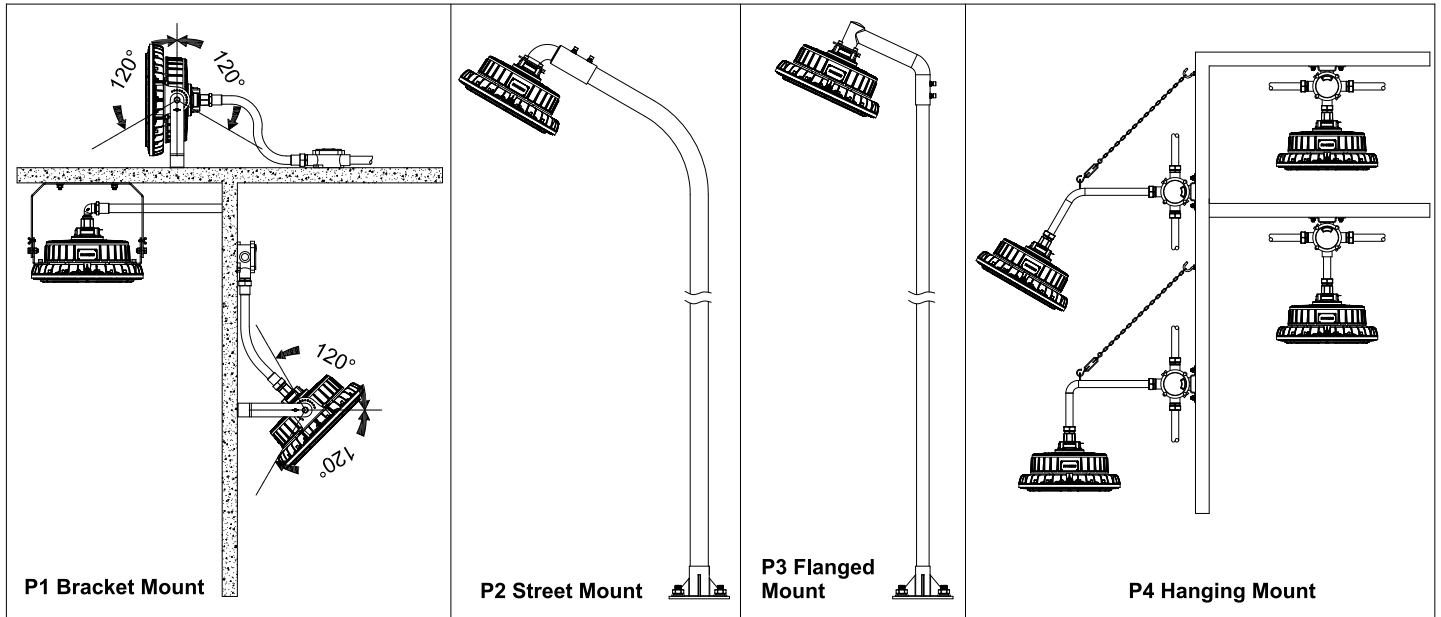


P3



P4

## Installation and use



## Packing Spec

Item	Box			Carton		
	Measurement(mm)	Gross weight	Pcs/box	Measurement(mm)	Gross weight	Pcs/box
EP120W~240W-02-G2-P1	L475*W450*H290	13.50kg(29.8lbs)	1	/	/	/