


PRODUCT DATASHEET

# Model HDT™

Loop-powered Aluminum Oxide Sensor  
Dew Point Transmitter



**Fast**

---

**Accurate**

---

**Low Maintenance**

- Semiconductor
- Hydrocarbon Processing
- Catalyst Protection
- Heat Treating
- Industrial Gases
- Dryer Control

## Features

- Rugged, Waterproof, Fast, Accurate, HTF™ Aluminum Oxide Sensor Technology
  - Loop-powered (two-wire) 5 to 28 VDC
    - Digital (HART Compliant) Output
    - Analog (4-20mA) Output
  - Programmable Alarm Signal
  - Stainless Steel Housing
  - IP65 Rated Connector (IP66 or IP67 Optional)
  - Compact Design
  - Temperature Compensated Calibration
  - Suitable for installations at pressure or ambient
- 

## Hyper-Thin-Film (HTF) Al<sub>2</sub>O<sub>3</sub> Moisture Sensor Technology

The HDT uses a Hyper-Thin-Film (HTF™) high capacitance aluminum oxide sensor with a measuring range of -100°C to +20°C (-148°F to +68°F)(dp). The HTF sensors provide a degree of accuracy, speed of response and stability unavailable from instruments using conventional aluminum oxide or polymer sensors.

THE HDT is designed to work in tough, high pressure and even in liquid applications. The sensor is not affected by condensation and liquid water; once dried, it will resume measurement without requiring recalibration.

---

## HART-Compliant Transmitter

The HDT is a HART compliant dew point transmitter, providing loop powered analog as well as a digital output. Housed in a 32 mm (1.25") dia. stainless steel housing it has an overall length of 136 mm (5.36"), including the Industrial Standard 9.4mm four pin connector. This makes the HDT the world's smallest loop-powered dew point transmitter.

---

## Analog Output Loop

The instrument draws 4-20mA from the power supply. The 4-20mA is linear to the factory programmed units, eg. °C(dp) with an output resolution of 0.1°C(dp) or 0.25uA, whichever is greater. The output range is programmable.

---

## Digital Output Loop

The instrument can supply a digital output by modulating the 4-20mA loop line. The interface is defined by HART. In the digital mode the HDT can be remotely operated and the dew point as well as temperature can be read. In the digital mode multiple units can operate on the same loop cable as a multi-channel instrument. In this configuration each HDT draws a fixed 4mA independent of the measured dew point.

## Built-in Alarm

The HDT provides a factory programmable dew point alarm signal through a digital output pin. Additionally, relays or external devices can be operated through the analog or digital loops.

---

## Connections


The HDT interfaces with both metric 14 mm x 1.25 mm threads and unified 3/4"-16 threads. It is also available in other thread forms, refer to specifications. The HDT connects through an inexpensive two-conductor cable over long distances.

---

## Measurement Accuracy/Stability

The HDT transmitter uses a multi-point calibration table which provides temperature compensated dew point readings for temperatures from -10°C to +70°C (+14°F to +158°F). Thus, the HDT provides accurate dew point measurements over its full range even under extreme temperature conditions, such as when installed outdoors or close to heat sources.

---



Typical sample system for measuring at atmospheric pressure.



Digital display panel meter provides power and display; relays are optional.



## SPECIFICATIONS OF HDT


The HDT is a loop powered HART enabled dew point transmitter	
<b>Housing</b>	Stainless steel, weatherproof
<b>Dimensions &amp; Weight</b>	~32 mm (1.24") dia. x ~136 mm (5.36") long including sensor & connector; 227 g (0.5 lbs)
<b>Pressure operating range</b>	Standard: 34 bar (500 psig). Optional: 340 bar (5,000 psig)
<b>Operating Temperature</b>	-30°C to +85°C (-22°F to +185°F)
<b>Mechanical connection</b>	14 mm x 1.25 mm threads, and 3/4"-16 threads; other threads upon request 5/8"-18 UNF, G1/2", 1/2" NPT
<b>Electrical connections</b>	Industrial Standard 9.4 mm, 4 pin connector. IP65 (IP66 or IP67 optional)
<b>Cable</b>	Two conductor cable. Min. #24AWG; for total cable length >1500 m (5000') min. #20AWG (Cable must be shielded to meet CE requirements.)
<b>Power Requirements</b>	5 to 28 VDC, reverse polarity protected, the instrument draws 4-20mA depending on measured dew point.
<b>Input resolution</b>	0.1°C(dp)
<b>Indicators</b>	None
<b>Engineering units</b>	Factory programmed °C(dp), °C(t), °F(dp), ppmV, LBS H <sub>2</sub> O/mm scf, gm H <sub>2</sub> O/M <sub>3</sub> , ppmW, vapor pressure
<b>Controls</b>	HART interface, user's selections are stored in EEPROM
<b>Outputs</b>	<p>Analog and digital outputs are available.</p> <p>A. 4-20mA drawn by the instrument from the power supply. The 4-20mA is linear to engineering units, the range is programmable. Output resolution is 0.1°Cdp or ~ 0.25uA whichever is greater.</p> <p>B. The instrument can supply digital output by modulating the 4-20mA loop line. The interface is defined by HART. In the digital mode the HDT can be remotely operated and the dewpoint as well as temperature can be read.</p> <p>In the digital mode multiple units can operate on the same loop cable as a multi-channel instrument. In this configuration each HDT draws only 4mA independent of the measured dewpoint.</p>
<b>Alarms</b>	The 4-20mA signal may be used by an external device to operate relays. In addition, a digital output pin is provided which can be factory (or specially equipped customer) programmed to provide dewpoint alarm indications.
<b>Isolation</b>	Sensor is connected to the current loop but isolated from the transmitter housing and installation threads
<b>Warranty</b>	One year

## Specifications of HTF Dewpoint Sensor Element XTR-100

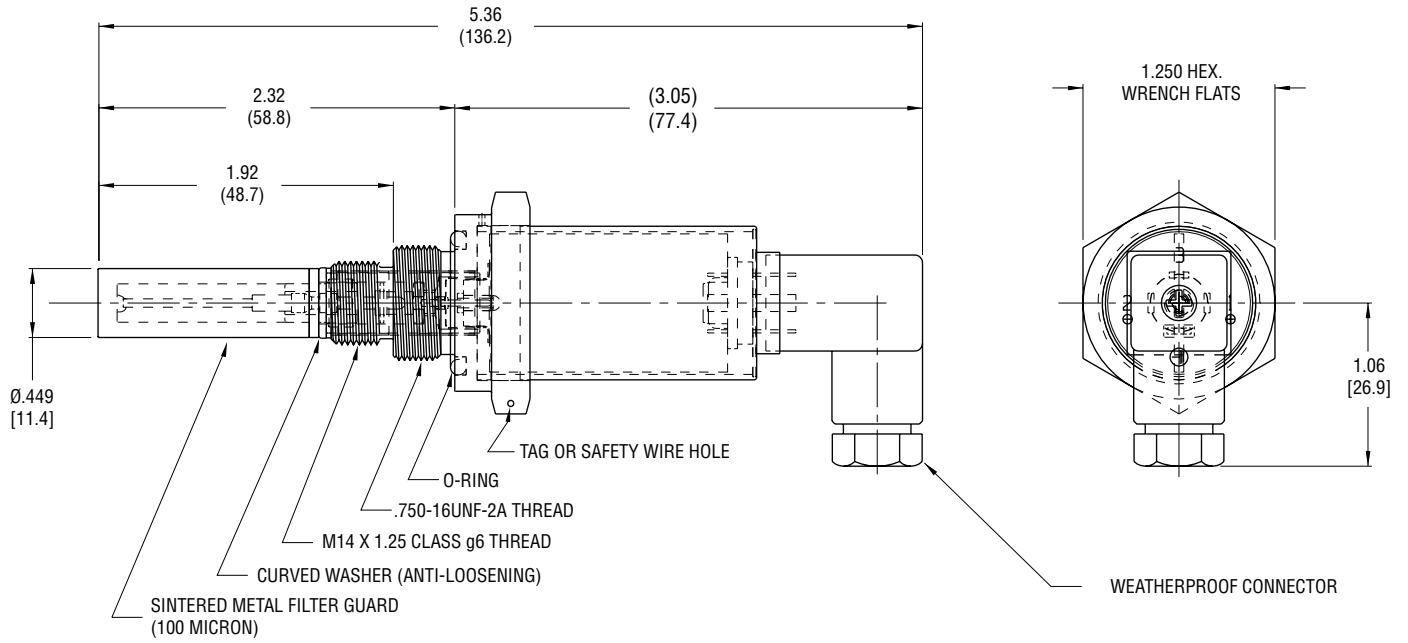
<b>Type</b>	Hyper-Thin-Film (HTF™) high capacitance Al <sub>2</sub> O <sub>3</sub>
<b>Dewpoint range</b>	-100°C to +20°C (-148°F to +68°F), other ranges available
<b>Capacitance</b>	15nF to 200nF
<b>Accuracy</b>	±2°C (±3.6°F)
<b>Repeatability</b>	±0.2°C (±0.36°F)
<b>Temperature Range</b>	-10°C to +70°C (+14°F to +158°F)
<b>Sample flow range (linear vel. @ 1atm):</b>	Static to 100 m/s
<b>Storage temperature</b>	-40°C to +80°C (-40°F to +176°F)
<b>Calibration method</b>	NIST/NPL traceable multi-point calibration table with temperature compensation over the full range

## Approvals/Classifications

**CE for electromagnetic compatibility, accredited laboratory tested and certified**

<b>Factory Mutual Approvals</b>	IS Class I, II, III, Division 1, Groups A, B, C, D, E, F, G T6 at 40°C ambient; T4 at 85°C max ambient Class I, Zone 0, AEx ia IIC T6 (-20 ≤ Ta ≤ 40°C); T4 (-20 ≤ Ta ≤ 85°C) NI Class I, Division 2, Groups A, B, C & D; Suitable for Class II, Division 2, Groups E, F & G; and Class III, Division 2
<b>NEMKO Approvals</b>	 II 1 GD ATEX EEx ia IIC T6 EEx nA IIC T6

## Dimensions



## GAIN REAL-TIME INSIGHT INTO YOUR PROCESS

Process Insights manufactures and delivers premium sensors, monitors, detectors, analyzers, instrumentation, and software that are mission-critical to keep your operations, personnel, and the environment safe – every day across the globe.

Get the most reliable, precision analytical technologies available on the market today. We will work to match your needs and budget, and provide the optimal, and most stable process analysis solution for your application.

---

## CENTERS OF EXCELLENCE | PROVIDING PROVEN SOLUTIONS

Process Insights is committed to solving our customers' most complex analytical, process, and measurement challenges everyday.

### Process Insights – The Americas

4140 World Houston Parkway Suite 180, Houston, TX 77032, USA +1 713 947 9591

### Process Insights – EMEA

ATRICOM, Lyoner Strasse 15, 60528 Frankfurt, Germany +49 69 20436910

### Process Insights – APAC


Wujiang Economic and Technology, Development Zone, No. 258 Yi He Road, 215200 Suzhou, Jiangsu Province, China +86 400 086 0106

---

For a complete range of products, applications, systems, and service options, please contact us at: [info@process-insights.com](mailto:info@process-insights.com)

For a complete list of sales & manufacturing sites, please visit: <https://www.process-insights.com/about-us/locations/>

COSA Xentaur, Tiger Optics, Extrel, Alpha Omega Instruments, ATOM Instrument, MBW Calibration, MGA, Guided Wave, ANALECT and LAR TOC Leader are trademarks of Process Insights, Inc.



REVOLUTIONIZING MEASUREMENT

**EVERYWHERE**