

B00005-01a

Ethernet couplers

BXF & BAF SERIES



Solexy's patented (7,507,105) Explosion-Proof/ intrinsically Safe Ethernet Coupler allows for the transmissions of Ethernet into hazardous areas with a standard RJ45 connector.

With the Solexy Ethernet coupler it's possible to connect any standard Ethernet devices located in a hazardous or safe area.

The BXF explosion proof and intrinsically safe barrier is certified for installation in hazardous areas and BAF intrinsically safe barrier is suitable for installation in safe areas and purged systems.

The BXF is designed to be used with any USA&Canada, ATEX or IECEx listed explosion proof housing without the need of a seal fitting taking up no internal space.

The BAF is designed to be used in safe areas directly with any CAT5 or CAT5e cable system.

The BAF is also designed to be used with air purge panel systems.

A BXF and/or BAF coupler is required on each end of a cable installation for full protection of both the RX and TX lines.



FEATURES



- ✔ **NO SEALING FITTING REQUIRED**
 BXF couplers are pre-approved for hazardous locations and can be installed with a simple wrench and no potting compounds. Eliminates the need for costly seal fittings, and reduces the chance of error associated with field installed sealing practices.
- ✔ **CORROSION RESISTANT**
 The BXF series, made from 300 series stainless, protects the fitting from corrosive environments, sealing fittings are typically constructed of aluminium or galvanized steel, neither being well suited for the process industry.
- ✔ **ENVIRONMENTAL PROTECTION**
 All required circuitry is recessed into fitting and encapsulated against harsh environments; this is impossible with conventional sealing methods.
- ✔ **INTERCHANGEABILITY**
 Ethernet cables can be Hot Connected or Disconnected without powering down the system. This is critical for temporary connections such as PLC or VFD programming
- ✔ **INDUSTRIAL M12 "D" CONNECTION**
 With this secure weather proof industrial connection, cable installation and removal can be accomplished without removing power.

NOMENCLATURE

BXF	3	S	01	01	N0	018
aaa	b	c	dd	ee	ff	ggg

<p>aaa Barrier Type BXF Explosion Proof / Intrinsically Safe suitable for hazardous area BAF Intrinsically Safe suitable for safe area and UL purge panels</p> <p>b Thread Connection 3 3/4" NPT M M25x1.5 S 1 1/8"-12 UNF (MSHA only)</p> <p>c Housing Material A Aluminum T6 Nickel Plated (BAF only) S AISI303 stainless steel L AISI316L stainless steel</p>	<p>dd Housing Connector 01 Shielded M12 Female "D" coded</p> <p>ee Cable Connector 01 RJ45 Plug Male 02 Shielded M12 Male "D" coded 03 Shielded M12 Female "D" coded</p> <p>ff Approval N0 USA&Canada (Class&Divisions and Zones) X0 IECEx and ATEX apparatus marking XN IECEx, ATEX, USA&Canada</p> <p>ggg Cable Length (included in the 70 mt max) 018 18" (0,45 mt) CAT5e 040 40" (1 mt) CAT5e *** custom lenght</p>
---	---

SPECIFICATIONS

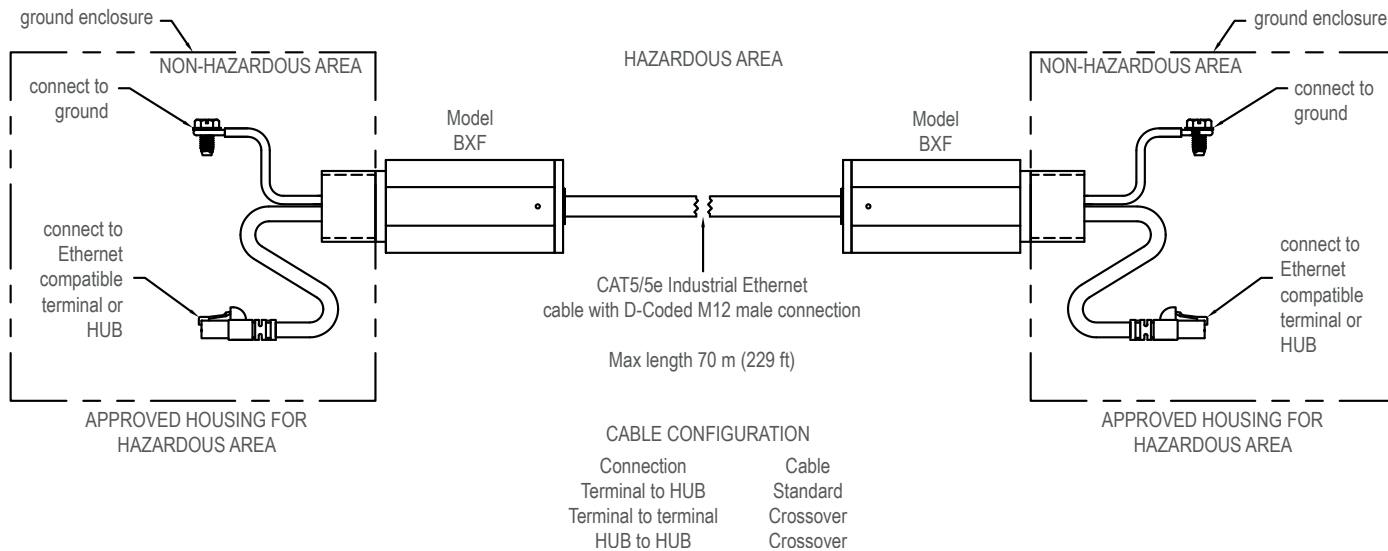
ATEX certification nr. TUV CY 18ATEX 0206141X	BAF  I (M1) [Ex ia Ma] I II (1)G [Ex ia Ga] IIC II (1)D [Ex ia Da] IIIC	BXF3S & BXFMS  I M2 (M1) Ex db mb [Ia Ma] I Mb II 2(1)G Ex db mb [Ia Ga] IIC T5...T4 Gb II 2(1)D Ex mb [Ia Da] IIIC T100°C...T135°C Db
Standard Ref.	EN 60079-0, EN 60079-1, EN 60079-11, EN 60079-18	
IECEX certification nr. IECEX MSC 18.0014X	BAF [Ex ia Ma] I [Ex ia Ga] IIC [Ex ia Da] IIIC	BXF3S & BXFMS Ex db mb [Ia Ma] I Mb Ex db mb [Ia Ga] IIC T5...T4 Gb Ex mb [Ia Da] IIIC T100°C...T135°C Db
Standard Ref.	IEC 60079-0, IEC 60079-1, IEC 60079-11, IEC 60079-18	
USA & Canada certification cQPSus nr. LR1504	BAF <i>Associated Apparatus for installation in non-hazardous location provides I.S. output for:</i> Class I, Division 1, Groups ABCD Class II, Division 1 Groups EFG [Ex ia Ga] IIC [Ex ia Da] IIIC	BXF3S & BXFMS Class I, Division 1 Groups ABCD Class II, Division 1 Groups EFG <i>Associated Apparatus, provides I.S. output for:</i> Class I, Division 1 Groups ABCD, Class II, Division 1 Groups EFG Class I, Zone 1, AEx db mb [Ia Ga] IIC T5...T4 Gb Zone 21, AEx mb [Ia Ga] IIC T5...T4 Gb Ex mb [Ia Da] IIIC T100°C...T135°C Db
Standard Ref.	The BAF & BXF provide a NEMA 4X connection CAN/CSA C22.2 No. 60079-0 UL 60079-0 CAN/CSA C22.2 No. 60079-1 UL 60079-1 CAN/CSA C22.2 No. 60079-11 UL 60079-11 CAN/CSA C22.2 No. 60079-18 UL 60079-18 CAN/CSA C22.2 No. 60950-1 UL 60950-1 CAN/CSA C22.2 No. 25-17 UL 1203 CAN/CSA C22.2 No. 94.2-15 UL 50E NEMA 250-2014 CAN/CSA C22.2 No. 30-M1986	
Current Protection	50 mA	
Maximum Fault Voltage	RMS 250 V	
Insertion loss	-5.5 dB	
Total impedance	< 100 Ohm	
Protection	3.6 V	
Ambient Temperature Range	-40°C (-40°F) to +85°C (+185°F) (T4) -40°C (-40°F) to +60°C (+140°F) (T5)	
Ethernet connection	IEEE 802.3 - 100BaseTX - 100 Mbps (not suitable for POE connection)	
Data connector (Haz Loc external side)	M12 Industrial "D" coded connector	
Housing Material	BXF = 300 SST (approximate weight 0,38 kg (0.83 lb)) BAF = T6 Aluminum nickel plated (approximate weight 0,2 kg (0.44 lb))	



INSTALLATION SCHEMES

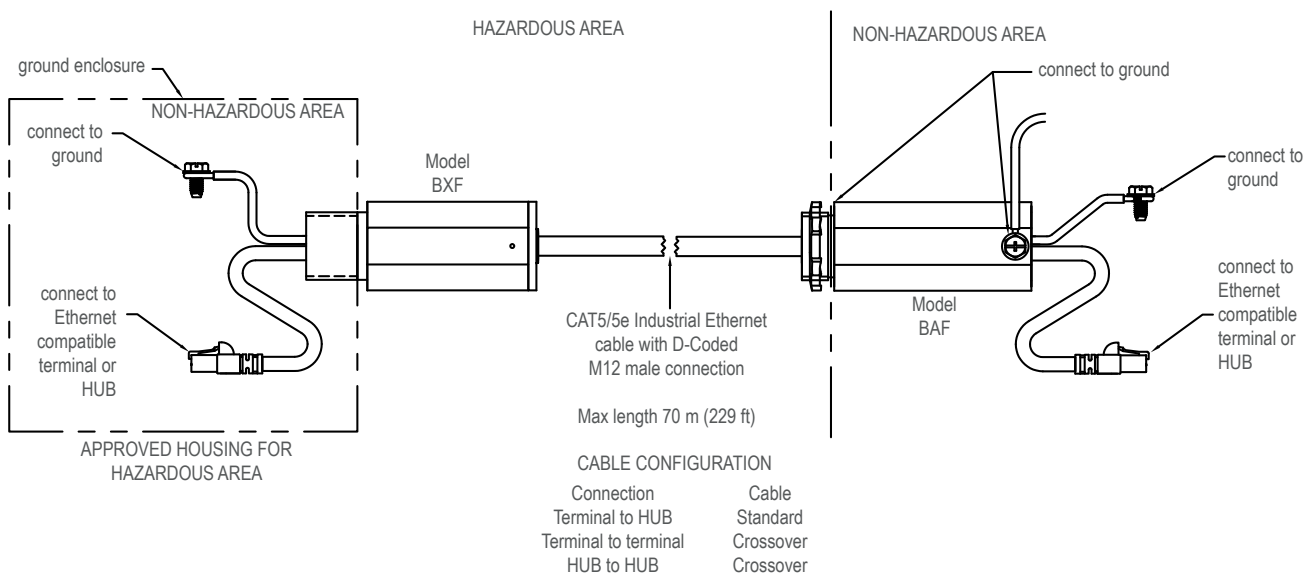
DEVICES INSTALLED IN A HAZARDOUS AREA

A BXF Coupler must be used at either end of the Ethernet cable to ensure the safety of this system. The BXF must be securely mounted and grounded within a UL/CSA (or equivalent), MSHA or ATEX/IECEx approved explosion proof enclosure.



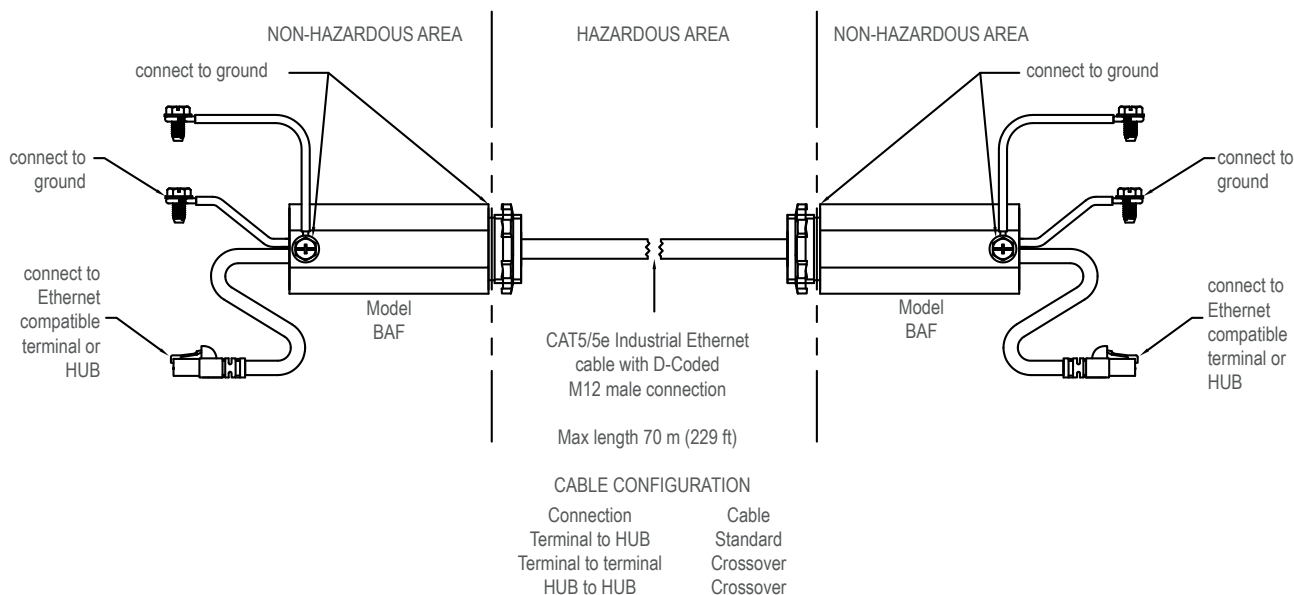
DEVICES INSTALLED IN BOTH AN HAZARDOUS AND A SAFE AREA

One BAF and one BXF Coupler must be used at opposite ends of the Ethernet cable to ensure the safety of this system. The BXF must be securely mounted and grounded within a UL/CSA (or equivalent), MSHA or ATEX/IECEx approved explosion proof enclosure.



DEVICES INSTALLED IN A SAFE AREA (CABLE IN A HAZARDOUS AREA)

A BAF Coupler must be used at either end of the Ethernet cable to ensure the safety of this system.



Data contained in this specification are subject to change without notice

DIMENSIONAL DRAWINGS

