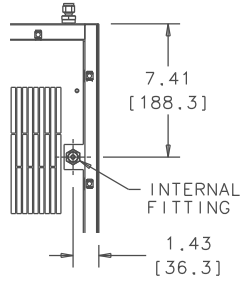
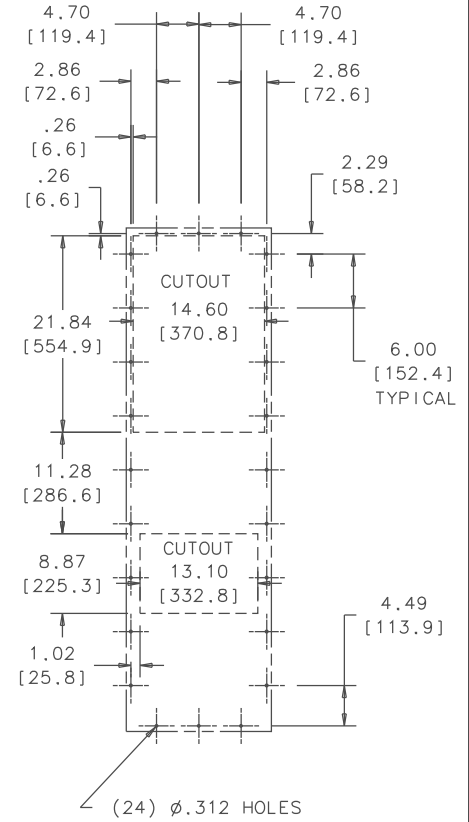
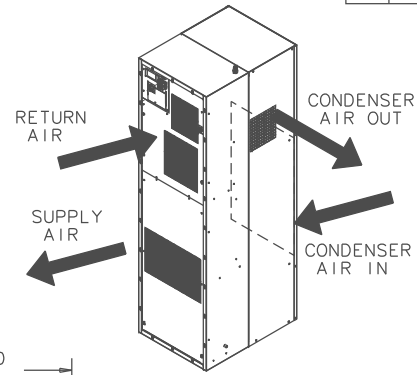
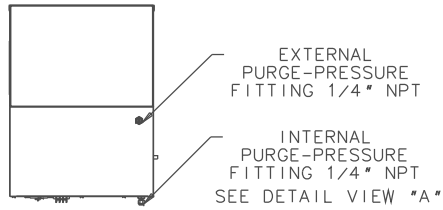


THIS DOCUMENT IS THE PROPERTY OF KOOLTRONIC, INC. AND CONTAINS PROPRIETARY AND CONFIDENTIAL INFORMATION WHICH MUST NOT BE DUPLICATED, USED OR DISCLOSED TO OTHERS, EXCEPT AS EXPRESSLY AUTHORIZED IN WRITING BY KOOLTRONIC, INC.

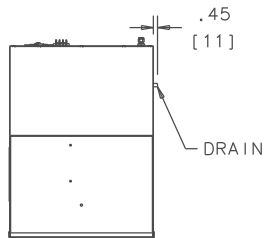
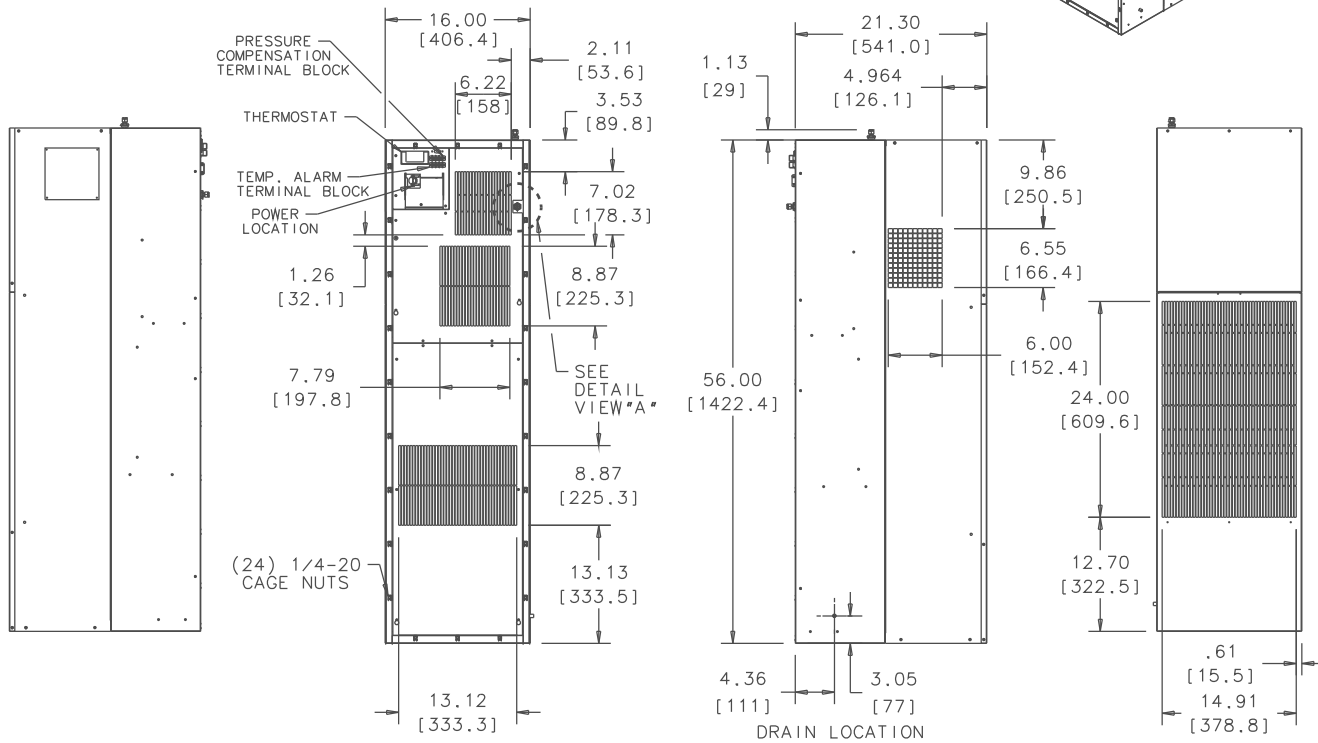
REVISIONS				
SYM	NOTICE	DESCRIPTION	DATE	APPROVED
-	ER 14/028	NEW DRAWING RELEASE.	8/22/14	JS
A	EC 15/012	ADDED PRESSURE COMPENSATION TERMINAL BLOCK	1/15/15	JS



DETAIL VIEW "A"



MOUNTING PLAN



DRAIN

ALL DIMENSIONS ARE IN INCHES. DIMENSIONS DESIGNATED MM ARE IN MILLIMETERS.				DRAWN		DATE	
UNLESS OTHERWISE SPECIFIED TOLERANCES NON-ACCUMULATIVE				D. WALDRON		8/20/14	
TOL. ON	INCHES	MM	CHECKED	Steve Schmierer			
.XX	± .02	±	ENG.	8/25/14			
.XXX	± .010	±	ENG.	B. MUZIKANT			
ANGULAR	± 1/2 °		MFG. ENG.	8/20/14			
MATERIAL SEE BOM				APPROVED		Joe M/Bruce K	
UNIT K3A6C12HL56LV				8/27/14		8/27/14	
CODE IDENT. NO. 06223		SIZE C	DWG. NO. GA202056A		REV A		
SCALE .0937"=1"		CAD. REF.		SHEET 1 OF 1			



GENERAL ARRANGEMENT
K3A6C12HL56LV