

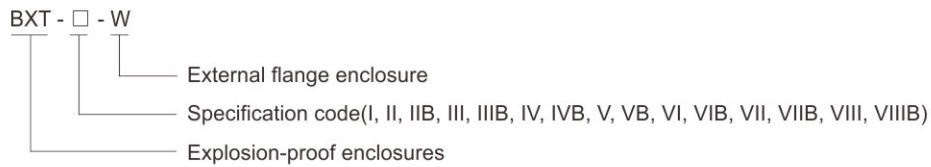
## Empty Enclosures

### BXT-□-W Series Explosion-proof Enclosures (Ex d IIB+H2)



- ◆ Explosion protection to
  - CENELEC
  - IEC
  - NEC
- ◆ Can be used in
  - Zone 1 and Zone 2
  - Zone 21 and Zone 22
  - Class I, Zone 1 and Zone 2
  - Class I, Division 1, Groups C, D
- ◆ Flameproof enclosure (Ex d IIB) in aluminium alloy, formed of low pressure casting. 13 versions (external flange).
- ◆ Cable entries can be drilled and components can be installed by user on request.
- ◆ Safety shall be considered when installing components according to related electrical standards.
- ◆ Special requirements on request.

#### ■ Catalogue number logic



# Zones 1&2; 21&22

## Empty Enclosures

BXT-□-W Series Explosion-proof Enclosures (Ex d IIB+H<sub>2</sub>)

Technical data	
Explosion-proof enclosures	BXT-□-W
<b>Explosion protection</b>	
Global (IECEX)	IECEX CQM 14.0011U
Gas and dust	Ex db IIB+H <sub>2</sub> Gb Ex tb IIIC Db IP66
Europe (ATEX)	LCIE 11 ATEX 3012U
Gas and dust	⊕ II 2 G Ex db IIB+H <sub>2</sub> Gb ⊕ II 2 D Ex tb IIIC Db IP66
<b>Certificates</b>	IECEX; ATEX
<b>Conformity to standards</b>	EN 60079-0, EN 60079-1, EN 60079-31 IEC 60079-0, IEC 60079-1, IEC 60079-31
<b>Degree of protection</b>	IP66, IP67 (optional)
<b>Internal&amp;external earthing</b>	I, II, IIb: M6/M6; III, IIIb, IV, IVb, V, Vb, VI, VIb: M6/M8; VII, VIIb, VIII, VIIIb: M8/M8
<b>Ambient temperature</b>	-60°C~+200°C
<b>Enclosure material</b>	Copper-free Aluminium Alloy, powder coated surface, window grey (RAL7040)
<b>Exposed fastener</b>	Stainless steel
<b>Mounting feet</b>	Carbon steel, power coated surface
<b>Hinge</b>	With hinge

## Selection table of BXT-□-W series explosion-proof enclosures (external flange)(all dimensions in mm)

Table of max. number of possible enclosure entries

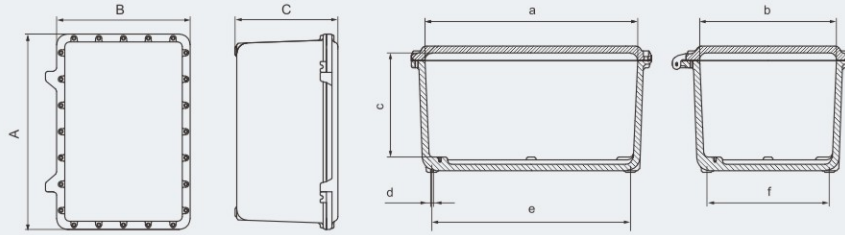
Size	I		II		IIB		III		IIIB		IV		IVB			
	A/B	C/D	A/B	C/D	A/B	C/D	A/B	C/D	A/B	C/D	A/B	C/D	A/B	C/D		
M20 x 1.5	5	8	5	10	5	12	10	12	16	20	12	16	22	30		
M25 x 1.5	5	7	5	9	5	10	9	11	12	15	11	14	15	20		
M32 x 1.5	2	3	2	4	2	6	7	9	9	12	9	12	12	16		
M40 x 1.5	2	2	2	3	2	4	3	4	5	6	4	5	6	9		
M50 x 1.5	1	2	1	3	1	3	3	3	4	5	3	4	5	7		
M63 x 1.5	1	2	1	2	1	3	2	3	2	3	3	3	3	5		
	V		VB		VI		VIB		VII		VIIB		VIII		VIIB	
																
Size	A/B	C/D	A/B	C/D	A/B	C/D	A/B	C/D	A/B	C/D	A/B	C/D	A/B	C/D	A/B	C/D
M20 x 1.5	14	21	24	40	20	35	30	50	30	40	45	65	64	96	96	144
M25 x 1.5	12	19	18	27	18	30	20	36	26	36	30	44	42	88	60	110
M32 x 1.5	10	15	14	21	15	26	18	30	20	30	25	36	36	54	44	72
M40 x 1.5	4	7	8	12	8	13	11	18	10	16	15	21	18	28	27	42
M50 x 1.5	4	5	5	9	6	11	6	10	8	12	12	12	16	24	24	36
M63 x 1.5	3	5	4	7	3	5	5	9	4	6	7	10	14	22	21	33



## Empty Enclosures

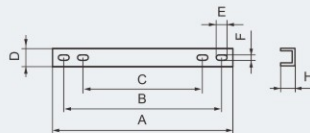
## BXT-□-W Series Explosion-proof Enclosures (Ex d IIB+H2)

Selection table of BXT-□-W series explosion-proof enclosures (external flange)(all dimensions in mm)



Enclosure

Version	Dimensions									Weight (kg)
	A	a	B	b	C	c	e	f	d	
BXT-I-W	250	192	200	142	170	131	180	130	M8	6.70
BXT-II-W	300	242	200	142	170	131	230	130	M8	8.00
BXT-IIB-W	350	292	200	142	170	131	280	130	M8	9.50
BXT-III-W	350	290	300	240	200	159	280	230	M10	14.50
BXT-IIIB-W	350	290	300	240	270	229	280	230	M10	17.50
BXT-IV-W	450	378	350	278	210	163	365	265	M10	23.00
BXT-IVB-W	450	378	350	278	280	233	365	265	M10	27.50
BXT-V-W	560	488	400	328	210	155	475	315	M10	34.50
BXT-VB-W	560	488	400	328	280	225	475	315	M10	39.50
BXT-VI-W	634	560	434	360	265	205	522	322	M10	46.00
BXT-VIB-W	634	560	434	360	335	275	522	322	M10	52.00
BXT-VII-W	720	640	560	480	275	215	620	460	M12	74.50
BXT-VIIB-W	720	640	560	480	345	285	620	460	M12	83.00
BXT-VIII-W	1280	1180	900	800	303	213	1156	776	M12	-
BXT-VIIIB-W	1280	1160	900	780	453	363	1134	754	M12	-



Mounting feet

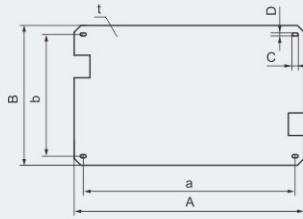
Version	Dimensions						
	A	B	C	D	E	F	H
BXT-I-W	240	200	130	30	16	10	20
BXT-II-W	240	200	130	30	16	10	20
BXT-IIB-W	240	200	130	30	16	10	20
BXT-III-W	340	300	230	40	24	12	20
BXT-IIIB-W	340	300	230	40	24	12	20
BXT-IV-W	400	350	265	40	24	12	20
BXT-IVB-W	400	350	265	40	24	12	20
BXT-V-W	450	400	315	40	26	14	20
BXT-VB-W	450	400	315	40	26	14	20
BXT-VI-W	480	430	320	40	26	14	20
BXT-VIB-W	480	430	320	40	26	14	20
BXT-VII-W	620	560	460	50	26	14	20
BXT-VIIB-W	620	560	460	50	26	14	20
BXT-VIII-W	1000	950	750	50	26	18	37
BXT-VIIIB-W	1000	950	750	50	26	18	37



## Empty Enclosures

### BXT-□-W Series Explosion-proof Enclosures (Ex d IIB+H2)

Selection table of BXT-□-W series explosion-proof enclosures (external flange)(all dimensions in mm)



Mounting plate

Version	Dimensions						
	A	a	B	b	C	D	t
BXT-I-W	170	120	120	70	14	7	2
BXT-II-W	220	170	120	70	14	7	2
BXT-IIB-W	270	220	120	70	14	7	2
BXT-III-W	270	220	220	170	14	7	2
BXT-IIIB-W	270	220	220	170	14	7	2
BXT-IV-W	350	300	250	200	14	7	2
BXT-IVB-W	350	300	250	200	14	7	2
BXT-V-W	450	390	290	230	14	7	2
BXT-VB-W	450	390	290	230	14	7	2
BXT-VI-W	530	470	330	270	14	7	2
BXT-VIB-W	530	470	330	270	14	7	2
BXT-VII-W	600	550	440	390	14	7	2
BXT-VIIB-W	600	550	440	390	14	7	2
BXT-VIII-W	1100	1060	720	680	14	9	2
BXT-VIIIB-W	1100	1060	720	680	14	9	2

