



Explosion-proof Telephone with Beacon and Horn Specification

Introduction

The Explosion Proof Telephone is designed for voice communication in the hostile environment where reliability, efficiency and safety are of prime importance. The telephone can handle the large temperature differences found outdoors, high humidity, exposure to sea water and dust, Corrosive atmosphere, Explosive gases & particles, as well as mechanical wear and tear, making it perfect for use as an emergency telephone. The unique robust handset is manufactured from moulded Bulk Molding Compound and designed specifically to withstand arduous use in all environments, armoured cord to provide additional resistance to vandalism or heavy industrial use.

This Explosion proof broadcasting telephone is widely used in oil exploration, oil & gas plants, military, chemical and petrochemical plants, refineries, mines, oil refining, offshore and land based rigs, power generation facilities, wastewater treatment facilities, grain storage sites and other hazardous industrial environments.

General Description

- Standard Analogue or VoIP/SIP Explosion-proof & Weatherproof Telephone
- Aluminium alloy die-casting body
- Vandal resistant handset and cord
- Full Keypad, "LR" button for last number redial, "R" for flash recall, "M" for muting
- Inductive coupler fitted as standard for hard of hearing
- Wall mounting, simple installation
- The beacon will flash when there is an incoming call.
- Built-in amplifier, with external horn: broadcasting feature
- With auto-answer feature, auto-release the line when the other side cut off the line
- Wall mounting, simple installation
- External power supply for beacon and horn

Technical Data

Analogue Version

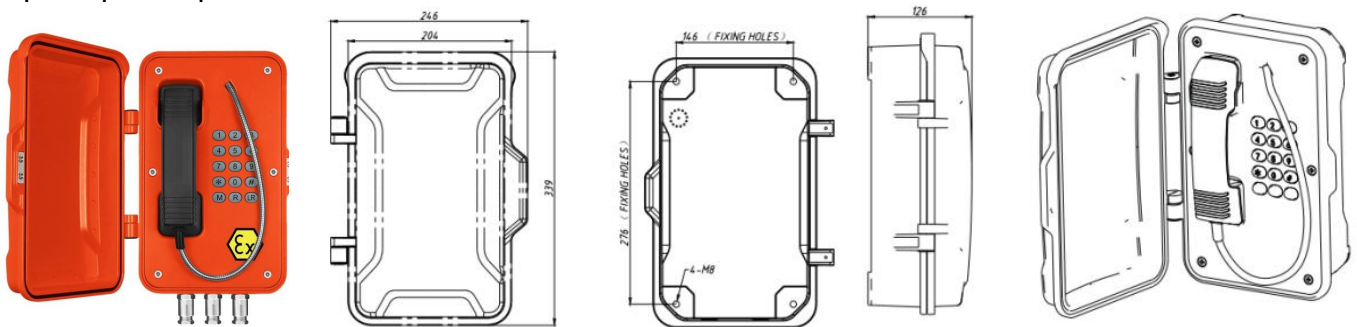
Power Supply	Telephone line powered for telephone; External power supply for beacon and horn
Supply Voltage	24 VDC to 65 VDC
Supply Current	20 mA DC to 100 mA DC
Ringer Volume	- 80dB(A) at a distance of 1 m - 110dB(A) at a distance of 1 m (for external horn speaker)
Dialing Method	DTMF mode in accordance with ITU-T recommendation Q.23.

SIP Version

Power Supply	PoE for telephone; PoE or External power supply for beacon and horn
Power Consumption	-Idle: 1.5W -Active: 1.8W
SIP Protocol	SIP 2.0 (RFC3261)
Support Codec	G.711 A/U, G.722 8000/16000, G.723, G.729
Communication Type	Full duplex
Ringer volume	- 90~95dB(A) at a distance of 1 m - 110dB(A) at a distance of 1 m (for external horn speaker)

Parts Description

Explosion-proof Telephone :



Explosion protection:

II 2G Ex e ib mb IIC T6 Gb

II 2D Ex ib [ib] tb IIIC T80 Db

Certificated for use in Hazardous areas of Gas Group IIB/IIA

Zone classification: Zone 1, Zone 2 and Zone 22

Ex 'd' protected

Intrinsically safe Ex" ib" certified

Temperature classification:T6

Lightning / Transients

Protection to ITU-T k.21 enhanced levels

Casing Material

Die cast aluminium, epoxy powder coated.

Color

Available in four colors:

Orange, Yellow, Red and Blue

Keypad

Weather resistant full Keypad, No.of keys(TOTAL 15 KEYS):0-9, *, #, Redial, Mute, Last Number Redial

Handset

With Noise canceling microphone, for effective communication from noisy areas (Armored SS cord stands up to rough treatment, optional for black curly cord)

Mounting

Wall/column/structural

Captive cover screws prevent loss during installation

Weather Resistance

IP66-IP67

Ring Tone

Built-in External Ringer that provides penetrating calling signal(85dbA@1meter)

Hook switch

Electronic / magnetic with no visible moving parts


M.T.B.F.

Calculated to have an M.T.B.F. in excess of 50,000 hours using

Unit Size: 204*334*126mm (H*W*D)

Net weight: 8KG; **Gross weight:** 8.8KG

Explosion Proof Beacon:



- Aluminium alloy Enclosure, high-pressure electrostatic powder coated after shot blasted.
- Compact structure and nice appearance.
- High impact resistance tempered glass cover.
- High brightness red LED, long lifetime and high brightness.
- Galvanized and plastic coated protection mask, durable and good anti-corrosive.
- Can be used as warning light without buzzer.
- Stainless steel Exposed fasteners
- Steel conduit or cable wiring.
- Suitable for explosive gas environment Zone 1 and Zone 2.
- Suitable for IIA, IIB, IIC explosive gas environment.
- Suitable for Hazardous dust area: Zone 20, Zone 21, Zone 22.
- Can be used in the environment of temperature group for T1~T4.
- Meet a criterion: G3B3836.1, GB3836.2, GB3836.3, GB12476.1, IEC60079
- Ex-proof Mark: Exd II BT4 Gb, DIP A21 TA, T4.
- Rated voltage: AC220V/110V/36V, DC12V/24V/36V
- Lighting Source: 5W Rotary warning light (ordinary) or LED.
- Protection grade: IP65
- Corrosion-proof grade: WF1
- Inlet Thread: G3/4"
- Cable outer dia: 10mm~14mm
- Guide number: 150/min
- Sound intensity: ≥80dB
- Gross Weight: 1.5 KG

Explosion Proof Horn:



- Aluminum casting body
- Fire-proof spool material is stainless steel preparation of net
- Cable entry is sealing ring structure
- The sealing is made of the rubber materials with an international hardness of 50 to 60. And the aging test is according to the rules of GB3836.1 Appendix D3.3 for testing. After tested, the hardness shall not exceed 20% compared with the hardness before tested.
- This explosion-proof horn meets the GB3836.1-2000, GB3836.2-2000 current national standards.
- Explosion-proof mark Exd II CT6:IP65
- Ex type is flame-proof type
- Output power
 - Output power 25W (load 8Ω)
 - Output power 25W (110V audio signal)
- Output sound pressure level (SPL)
 - Output frequency range: 300 ~ 4000Hz
 - Intensity of output sound pressure: 110 dBA @ 1 metre typical
- Size:L220*W200*H200 (mm)
- Gross Weight: 1.5 KG


Explosion Proof Connection Box:



- Aluminum casting body
- Ex-proof Mark: ExeIIBT6
- Waterproof protection:IP65

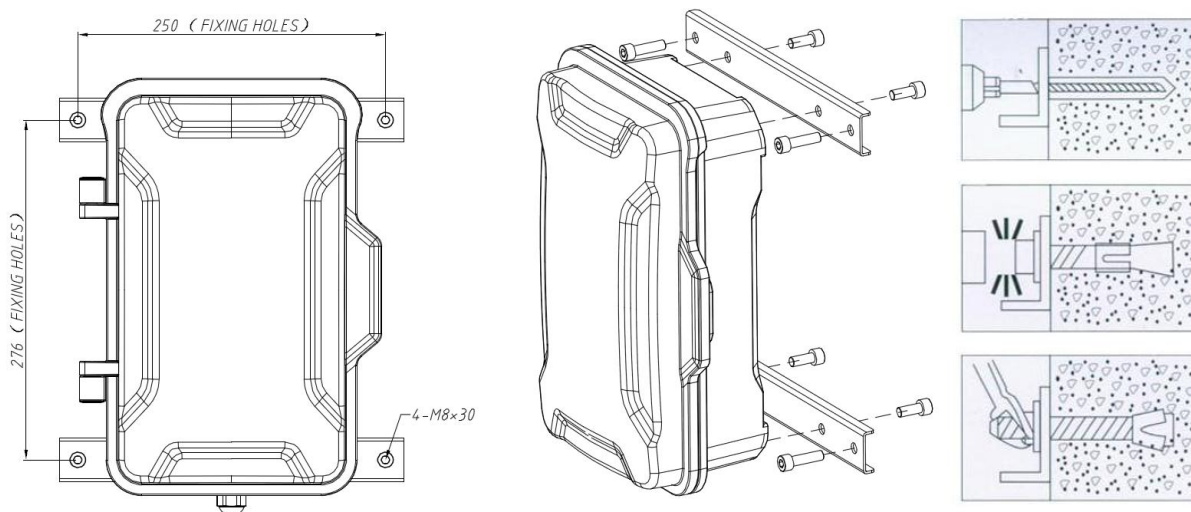
- Corrosion-proof grade: WF1
- Suitable for IIA IIB IIC Anti-explosion Gas Environment
- Dimension 200*200*130(mm)
- Connection Drawing:

Wires Connection

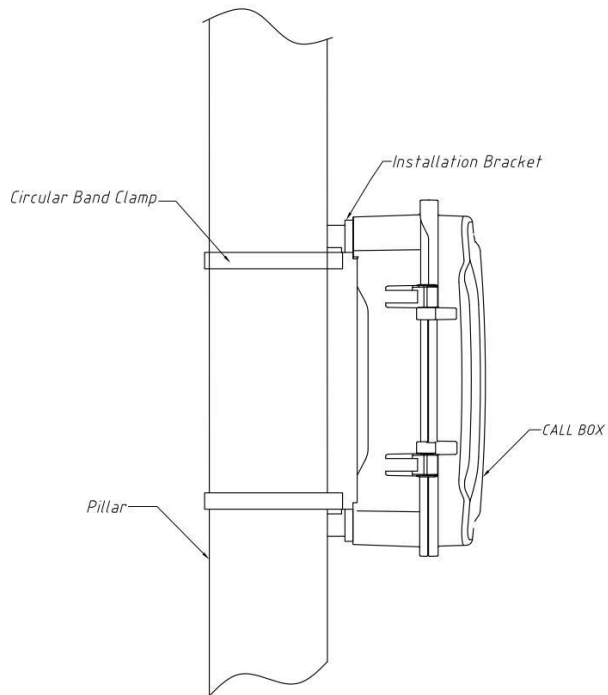


Installation

1. Wall Mounting



2.Column Mounting



Service

The weatherproof telephone is manufactured by **J&R** and subject to stringent quality controls. If you have questions regarding the telephone or if a malfunction has occurred – even after the guarantee period – please contact **J&R** or the **distributor in your area**. Please have the type and series number ready (these numbers can be found on the telephone side or on the PCB) when you contact us.

Maintenance And Servicing

The telephone is maintenance-free. Nevertheless, if the telephone is deployed in areas with significant impurities due to dust, grease, oil etc., then it should be cleaned from time to time. The handset and the telephone should be wiped with a damp cleaning cloth. **Caution!** Never use sharp objects for cleaning.

Waste Disposal

The device may be completely recycled as electronic waste. Upon disassembling the device, the plastic, metal and electronic components must be disposed of separately. In every single case the national requirements and regulations for waste disposal must be observed. The waste-disposal requirements of your country must be observed.

Warranty Periods

Every claim by Buyer alleging a defect in the goods and/or services provided hereunder shall be deemed waived unless such claim is made in writing within the applicable warranty periods as set forth above. Provided, however, that if the defect complained of is latent and not discoverable within the above warranty periods, every claim arising on account of such latent defect shall be deemed waived unless it is made in writing within a reasonable time after such latent defect is or should have been discovered by Buyer.

Limitations / Exclusions

The warranties herein shall not apply to, and J&R shall not be responsible for, any damage to the goods or failure of the services supplied hereunder, to the extent caused by Buyer's neglect, failure to follow operational and maintenance procedures provided with the equipment, or the use of technicians not specifically authorized by J&R to maintain or service the equipment. THE WARRANTIES AND REMEDIES CONTAINED HEREIN

ARE IN LIEU OF AND EXCLUDE ALL OTHER WARRANTIES AND REMEDIES, WHETHER EXPRESS OR IMPLIED BY OPERATION OF LAW OR OTHERWISE, INCLUDING ANY WARRANTIES OF MERCHANTABILITY OR FITNESS FOR A PARTICULAR PURPOSE.

Return Policy

If the equipment requires service, contact your Regional Service Center for a return authorization number (RA#). Equipment should be shipped prepaid to J&R with a return authorization number and a purchase order number. If the equipment is under warranty, repairs or a replacement will be made in accordance with the warranty policy set forth above. Please include a written explanation of all defects to assist our technicians in their troubleshooting efforts.



J&R TECHNOLOGY LTD.

Block 1, BWN Industrial Zone, Fuyong, Bao'an, Shenzhen, Guangdong, China

Web: www.jr-ltd.com Phone +86 - 755 - 2732952 · Fax +86 - 755 - 2732197

Mail: bonnie@jrteck.com